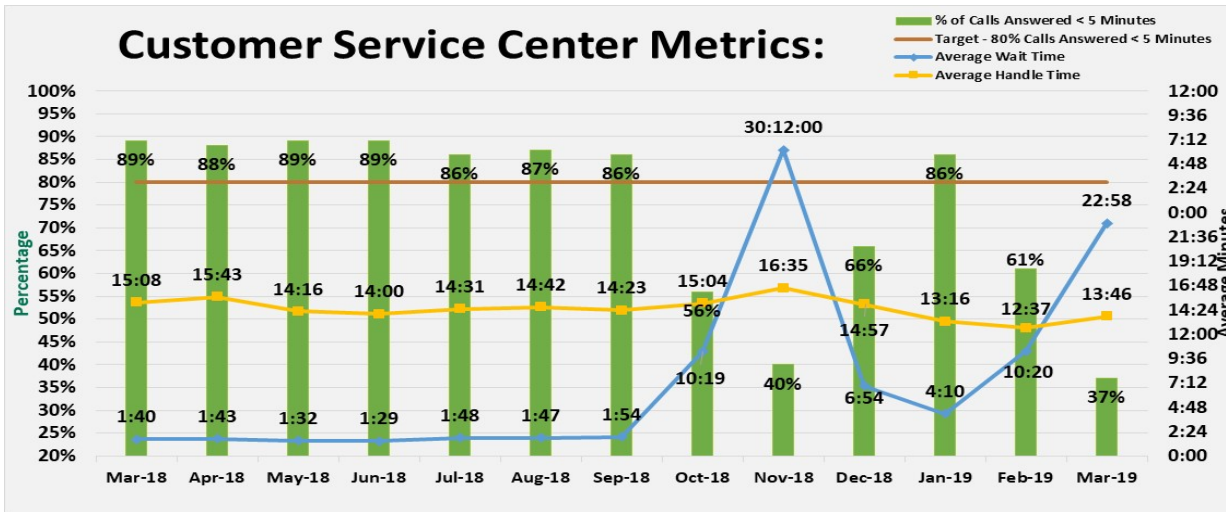
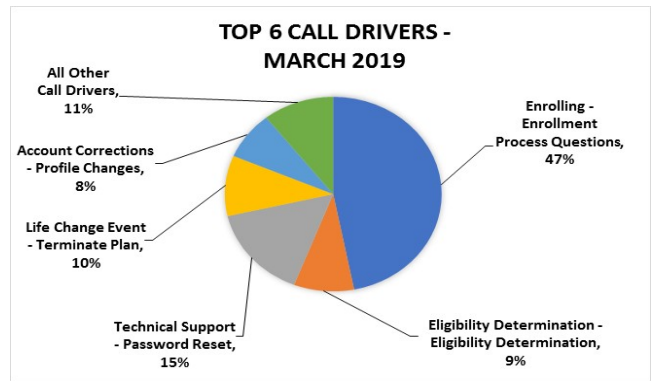
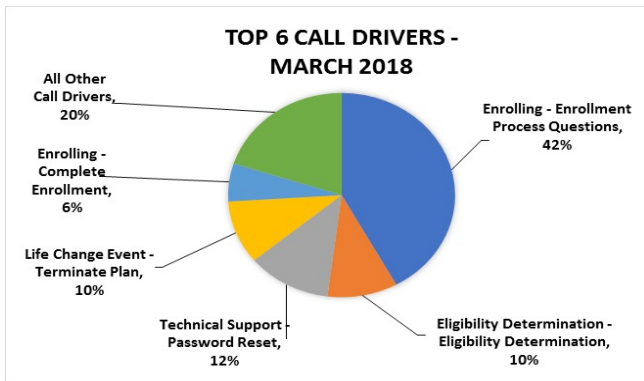


Target Effectuations for Fiscal Year 2018 was 142,500. Fiscal Year 2019 is 141,000. Target based on approved fiscal year budget.



C4HCO experienced an unexpected spike in call volume the 1st two weeks of March 2019 as a result of expiring manual verification requests and manual applications for Open Enrollment 6. Additional staff were added, and we saw improvements the last part of March.



Business Definitions

Individual Medical Enrollments: Plan Selection (cumulative)	Cumulative count of unique individuals who have selected a Medical Qualified Health Plan (QHP), regardless of current policy status.
Individual Medical Enrollments: Effectuated Enrollments (net)	Count of unique individuals who have submitted an application, were deemed QHP Eligible and selected a medical QHP, and the month's premium payment was received and acknowledged by the issuer. As this is a "net" number, terminations and cancelations are subtracted.
Customer Service Metrics: % of Calls Answered in less than 5 minutes	This represents the Average Speed of Answer (ASA), and is the percent of calls answered within 5 minutes.
Customer Service Metrics: Average Wait Time	The average wait time, rounded to the nearest second, for each incoming call to the call center.
Customer Service Metrics: Average Handle Time	The average amount of time, rounded to the nearest second, spent by call center representatives on each individual call.